

# Content Search

Available in Release 3.3



## FEATURE OVERVIEW

---

The **Content search** feature provides a mechanism to find nodes based on the content. This search will allow a student or instructor to enter a word or phrase; the system will then search the content in scope (e.g. nodes for product, objective etc.). The list of nodes whose content contains the search string will be presented. The node can be selected from here.

## FEATURE USE

---

### CONFIGURATION

Access to this functionality is controlled through the product. A new setting has been added to allow content search capability to be enabled for students and/or instructors. To enable this functionality:

- Open the desired product definition
- In the *More advanced details* section, go to the *New user interface* area.

Content search for students can be one of the following options:

- Available (covers completed activities)
- Available (covers unlocked activities)
- Available (covers all activities)
- Not available (default)

Can instructors access a product learning map? None

View content Not available

**Content search for students** Not available

Content search for instructors Not available

- ☐ Hide progress details at product level
- ☐ Hide assessments at product level
- ☐ Hide History area of the Activity panel
- ☐ Hide Questions area of the Activity panel

Content search for instructors will either be available or not available.

View content Not available

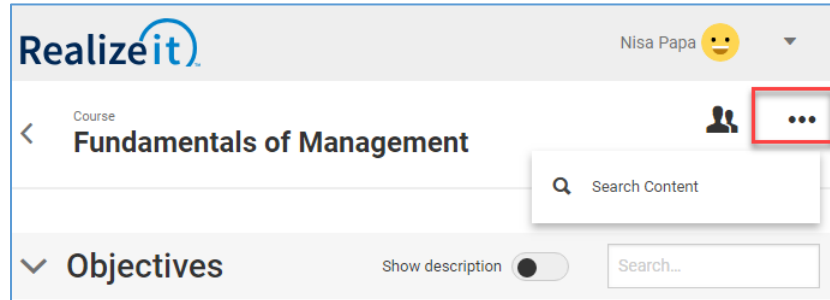
Content search for students Not available

**Content search for instructors** Not available

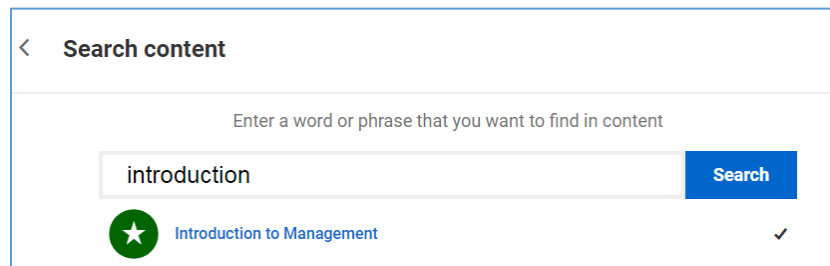
- ☐ Hide progress details at product level
- ☐ Hide assessments at product level
- ☐ Hide History area of the Activity panel
- ☐ Hide Questions area of the Activity panel

## STUDENT EXPERIENCE

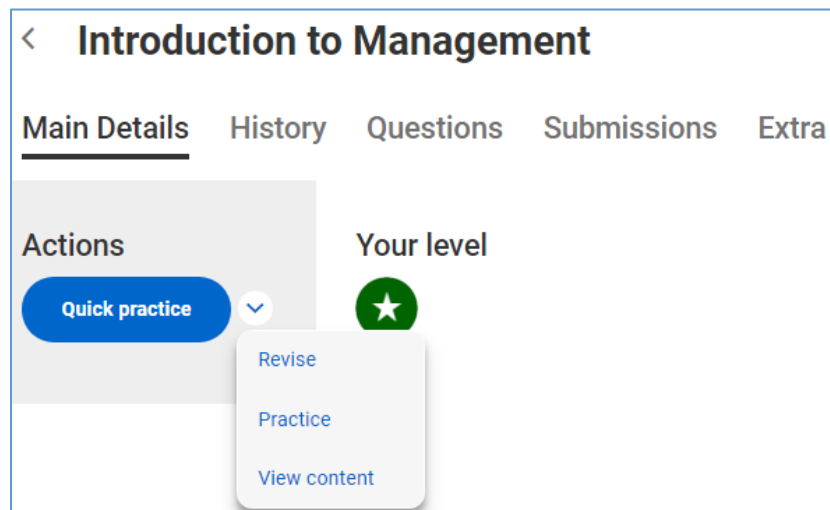
The Content Search functionality for students is available from the Menu button when a product, objective, attribute set or attribute is selected.



On completing the search, the system will return the relevant nodes that contain the string.

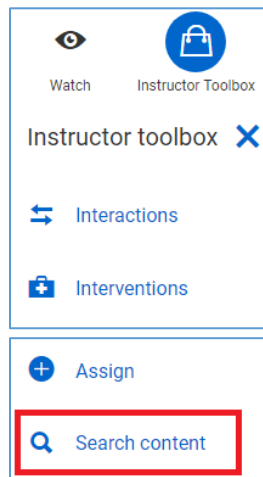


The student can click on the node name in the list and be redirected to the *Main Details* tab of the node. The student can view the content by means of activities such as Revision, Practice, Learning or View content if this is enabled.

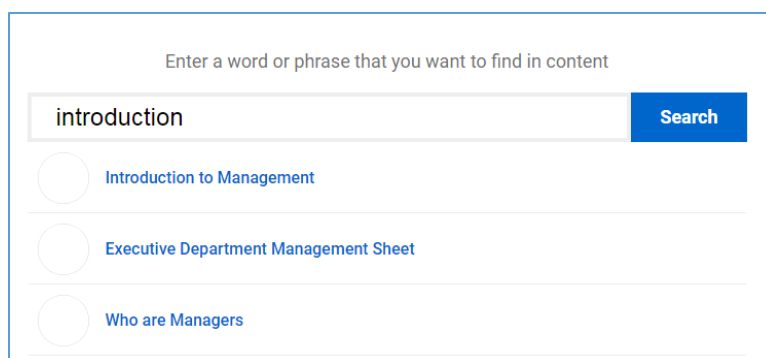


## INSTRUCTOR EXPERIENCE

The Content Search functionality for instructors is available from the Instructor Toolbox.



The list of nodes that contain the search string will be presented in a list.

A screenshot of the content search interface. At the top, it says 'Enter a word or phrase that you want to find in content'. Below this is a search input field containing the text 'introduction' and a blue 'Search' button. Underneath the search bar is a list of three search results, each preceded by a circular icon: 'Introduction to Management', 'Executive Department Management Sheet', and 'Who are Managers'.

The instructor will be redirected to the *Main Details* panel for the node where the instructor can click on *View* and the content will be displayed.

