

Student Experience

Available in Release 3.2



This document will provide a comparison of the student experience in Release 3.2 versus Release 3.1. Included in this document will be a description of any new features that have been added by default.

Contents

Course Level	2
Objectives List	4
Competencies List	6
Assessments List	8
Objectives Level	10
Composite Score	12
Alternative Steps	13
Activity Links	14
Activity Level	16
Activity Symbols	16
Estimated Mastery	17
Competencies	18
Lesson Level	19
Skipping Sections	19
Practice Activity	20
Remediation	20

COURSE LEVEL

The course page is the primary area seen by students who directly login to Realizeit or those where the LTI activation is configured to land at this level.

The course page is now displayed as one vertically aligned page with expandable areas. Previously, each area was presented on a separate tab. Now, the user can see all areas in one scrollable view. Details of these areas are covered in the following subsections.

- Objective list
- Competency list
- Assessment list

This new course page also contains an expanable area called ‘What this is about’. This displays an image and descriptive text about the course/product.

Release 3.1

The screenshot shows the course page for 'Fundamentals of Management'. At the top, there is a back arrow, the word 'Course', and the title 'Fundamentals of Management'. Below the title is a notification bell icon and the word 'Notifications'. A horizontal tab bar contains 'Overview' (selected), 'Objectives', 'Competencies', and 'Tests'. Below the tabs is a section titled 'What to do next'. It features a circular icon with a briefcase and the text 'Continue Introduction to Management'. A description follows: 'In this objective, you will explore the fundamental principles of management. An important element of the management team is the communication of organizational vision, mission, and goals, and development and execution of strategies to achieve these.' Below this are two buttons: 'Continue this Objective' (blue) and 'View all Objectives' (grey). The next section is 'What you have done so far'. It contains three circular progress indicators. The first is labeled 'Progress' and shows '25/79' with the text 'You have completed 25 out of 79 activities (31%) across 5 Objectives in this Course.' and a 'Details' link. The second is labeled 'Expert' and shows a green circle with the text 'Your Mastery level for the 25 activities that you have completed in this Course is 83% — Expert.' and a 'Details' link. The third is labeled 'Time spent' and shows '2 mins' with a 'Details' link.

Course
Fundamentals of Management

Notifications

Overview Objectives Competencies Tests

What to do next

Continue
Introduction to Management

In this objective, you will explore the fundamental principles of management. An important element of the management team is the communication of organizational vision, mission, and goals, and development and execution of strategies to achieve these.

Continue this Objective **View all Objectives**

What you have done so far

25/79
Progress
You have completed 25 out of 79 activities (31%) across 5 Objectives in this Course.
[Details](#)


Expert
Your Mastery level for the 25 activities that you have completed in this Course is 83% — *Expert*.
[Details](#)

2 mins
Time spent
[Details](#)

Release 3.2

Course

< Fundamentals of Management



Notifications

> What you have done so far

25/79

Progress

You have completed 25 out of 79 activities (31%) across 5 Objectives in this Course.
[Details](#)


Expert


Your Mastery level for the 25 activities that you have completed in this Course is 81% — Expert.
[Details](#)

2_{mins}

Time spent

[Details](#)

> What you should do next


Continue

Introduction to Management
In this objective, you will explore the fundamental principles of management. An important element of the management team is the communication of organizational vision, mission, and goals, and development and execution of strategies to achieve these.


[Continue this Objective](#)

> Objectives

> Competencies

> Tests

> What this is about



In this course, you will develop an understanding of the role of management, effective communication, and execution of the four elements that represent the essential components of management: plan, organize, lead, and control. You will experience the role of a department manager and develop departmental goals and activities that align with the organizational goals. As the manager, you will need to decipher and restate corporate communications into understandable and measurable goals for your department. This communication will form the foundation of the course activities. You will also be responsible for the execution or proper management of corporate goals. As the final course project, you will produce a department-level plan to effectively plan, organize, lead, and control the limited resources of your department and support the goals of the organization.

OBJECTIVES LIST

The objectives are now presented as a list in an expandable area of the course page. If descriptions are specified with the objectives, they can be displayed via a toggle control. Any images specified with the objectives are available upon selection of the objective in the new 'What this is about' area, along with the description.


Release 3.1

The screenshot shows the 'Fundamentals of Management' course page with the 'Objectives' tab selected. The page features a header with the course title and a navigation bar with tabs for Overview, Objectives, Competencies, and Tests. A notifications bell icon is in the top right corner. Below the navigation bar, there are three objective cards, each with a title, a progress indicator, a calculated score, and a description.

Objective Title	Expert	Progress	Calculated Score	Activities	Description
Introduction to Management	9/15	56.9%	Expert	Activities	In this objective, you will explore the fundamental principles of management. An important element of the management team is the communication of organizational vision, mission, and goals, and
Management Function: Plan	16/16	83.6%	Expert	Activities	You have assessed your ability to manage and have chosen a functional area in the Atha Corporation to manage. Now, you will begin the process of assessing your department's
Management Function: Organize	0/17	0%	Beginner	Activities	In this objective, you will reorganize your department and create a new organizational chart to reflect the new structure. In addition, you will develop interview questions for the

Release 3.2

▼ What you should do next



Continue

Introduction to Management

In this objective, you will explore the fundamental principles of management. An important element of the management team is the communication of organizational vision, mission, and goals, and development and execution of strategies to achieve these.

Continue this Objective

▼ Objectives

Show description ☐

Search...

Introduction to Management	65.2%	9/15	<div></div>
Management Function: Plan	82%	16/16	<div></div>
Management Function: Organize	0%	0/17	<div></div>
Management Function: Lead	0%	0/20	<div></div>
Management Function: Control	0%	0/11	<div></div>

Objective list with description toggled on:

▼ Objectives

Show description ☒

Search...

<div>Introduction to Management</div> <div>In this objective, you will explore the fundamental principles of management. An important element of the management team is the communication of organizational vision, mission, and goals, and development and execution of strategies to achieve these.</div>	65.2%	9/15	<div></div>
<div>Management Function: Plan</div> <div>You have assessed your ability to manage and have chosen a functional area in the Atha Corporation to manage. Now, you will begin the process of assessing your department's capabilities, allocating resources, and anticipating barriers to success.</div>	82%	16/16	<div></div>
<div>Management Function: Organize</div> <div>In this objective, you will reorganize your department and create a new organizational chart to reflect the new structure. In addition, you will develop interview questions for the employees you will be hiring for the functional area you manage.</div>	0%	0/17	<div></div>
<div>Management Function: Lead</div> <div>One of the first questions you will answer in this objective is what the difference between management and leadership is. Your job as the department manager is to lead your teams so that company and department goals can be accomplished.</div>	0%	0/20	<div></div>
<div>Management Function: Control</div> <div>Two phrases effectively summarize the control function: "You cannot improve what you do not measure" and "Inspect what you expect." You will want to keep these phrases in mind as complete your strategic alignment and execution plan.</div>	0%	0/11	<div></div>

COMPETENCIES LIST

The competencies are now presented as a list in an expandable area of the course page. Each competency set is independently expandable showing the individual competencies. Clicking on the competency set displays all the activities in a map for the entire set. Clicking on an individual competency displays the map for that competency.

Release 3.1

The screenshot displays the 'Fundamentals of Management' course interface. At the top, there's a navigation bar with 'Overview', 'Objectives', 'Competencies', and 'Tests'. The 'Competencies' tab is active. A search bar is located in the top right corner. The main content area is divided into two sections: 'Core Competencies' and 'Professional Requirements'.

Core Competencies

- Management skills**: Expert level, 13/12 activities.
- Planning in management**: Expert level, 11/10 activities.
- Organizing in management**: Mastery level, 8/18 activities.
- Leading in management**: Mastery level, 6/17 activities.
- Controlling in management**: Mastery level, 5/7 activities.

Professional Requirements

- Strategic industry management**: Expert level, 1/4 activities.
- Project management**: Expert level, 3/9 activities.
- Analytical skills**: Beginner level, 2/5 activities.

Release 3.2


[Courses](#) / Fundamentals of Management

Course

<

Fundamentals of Management

Notifications



Continue

Introduction to Management

In this objective, you will explore the fundamental principles of management. An important element of the management team is the communication of organizational vision, mission, and goals, and development and execution of strategies to achieve these.

Continue this Objective

> Objectives

> Competencies

Search...

Core Competencies

Hide contents (5)

Management skills

Planning in management

Organizing in management

Leading in management

Controlling in management

20/62

8/11

12/12

0/15

0/17

0/7

7/18

Professional Requirements


Show contents (3)

> Tests

ASSESSMENTS LIST


The assessments are now presented as a list in an expandable area of the course page. The details of each attempt at an assessment is exposed by clicking on the *View details* button. The values displayed are now clickable, containing the score and question information rather than the *Show* and *Questions* buttons used previously.

Release 3.1



Course

Fundamentals of Management



Notifications

Overview

Objectives

Competencies

Assessments

— Checkpoint 1 - Introduction to Managment

Max attempts:3

Max time:45mins

Do

Attempt	Started	Completed	Time	Score	Questions	Details
1	30/3/2016, 14:35:59	30/3/2016, 14:38:49	2mins	90%	18 / 20	Show Questions

— Checkpoint 2 - The Management Environment

Max attempts:3

Max time:45mins


Do

Attempt	Started	Completed	Time	Score	Questions	Details
1	30/3/2016, 14:39:33	30/3/2016, 14:42:39	3mins	87%	13 / 15	Show Questions

Release 3.2

Course

< Fundamentals of Management


Notifications

> What you should do next

> Objectives

> Competencies

> Assessments

Search...

Checkpoint 1 - Introduction to Management <small>Best score: 90% — View details</small>	2 attempts remain <small>(If you want to try again) — Max time: 45mins</small>	Do assessment
Checkpoint 2 - The Management Environment <small>Best score: 87% — View details</small>	2 attempts remain <small>(If you want to try again) — Max time: 45mins</small>	Do assessment
Checkpoint 3 - Foundations of Decision Making	2 attempts available <small>Max time: 30mins</small>	Do assessment
Checkpoint 4 - Foundations of Decision Making	2 attempts available <small>Max time: 30mins</small>	Do assessment
Checkpoint 5 - Foundations of Planning	2 attempts available <small>Max time: 45mins</small>	Do assessment

View details information:

Checkpoint 1 - Introduction to Management
Best score: 90% — [Hide details](#)

Attempt 1/3
Completed: Mar 30, in 2mins

18 / 20
Questions

90%
Score


OBJECTIVES LEVEL

The objective level is the primary area seen by students who connect to Realizeit using LTI. This level can also be accessed by others by selecting an objective from the course level.




The objectives page has been redesigned.

- The 'What to do next' area has been split into 'What you should do next' and 'Learning map' areas. The first focuses on selecting a next steps, while the second allows for more agency.
- The 'What you have done so far' has been moved to the top and provides some information regarding the latest activities completed by the user in the objective.
- There is also a new 'What is this about' area which displays image and description associated with the objective.

Release 3.1

Topic

Introduction to Management



Notifications Contact Menu

Your Learning Path for this Topic contains **15 activities**.

What to do next

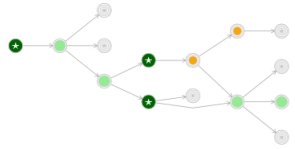
Learn

Emphasis on Technology

It will take you about 20 minutes to learn.

Learn

View your Learning Path



What you have done so far

9/15

Progress

You have completed 9 out of 15 activities (60%) in this Topic.

Expert

Your Mastery level for the 9 activities that you have completed in this Topic is 83% -- Expert.

1 min

Time spent

2 hrs

Estimated time left

56.9%

Calculated Score

Release 3.2

Topic

<

Introduction to Management

4

Notifications

Contact

Menu

What you have done so far

The last learning material you covered was some time ago when you completed unsuccessfully a lesson on [Making the Customer King](#)

9/15

Progress

You have completed 9 out of 15 activities (60%) in this Topic.

Expert

Your Mastery level for the 9 activities that you have completed in this Topic is 83% — Expert.

65.2%

Composite Score

Click here to view details about your Composite score.

[Details](#)

1 min

Time spent

2 hrs

Estimated time left

What you should do next

Learn

Emphasis on Technology


Of the available activities this is the one that you've the best chance of completing now. It will take you about 20 minutes to learn.

Learn

Alternative steps


Learning map

Your [Learning map](#) for this Topic contains 15 activities.



<

What this is about




In this objective, you will explore the fundamental principles of management. An important element of the management team is the communication of organizational vision, mission, and goals, and development and execution of strategies to achieve these.

COMPOSITE SCORE

Clicking on the composite score now provides a description of the factors contributing to the score. This also contains suggestions on how to improve this score. The suggestions are active links which take the user to the suggested activity.

Release 3.2

Composite score



What about your Composite score?

Your mastery of 83% (for mastery) has not been used fully for your composite score because you completed between a half and three quarters of the material. Your mastery values are varied and in different ranges. Your mastery for "Introduction to Management" (96%), "Executive Department Management Sheet" (87%) and "Managers and Management" (86%) is above your average but for "The Management Environment" (75%) it is below. Try to cover more material in future to get a better composite score.

How can you improve your Composite score?

- [Learn: Emphasis on Technology](#)
- [Learn: Developing a Clearer and Stronger Writing Style](#)
- [Learn: Independent Research](#)
- [Learn: Relationship to other Disciplines](#)
- [Learn: Is Labor in Short Supply?](#)
- [Learn: Making the Customer King](#)

ALTERNATIVE STEPS

‘Alternative steps’ has been included as a button from within the ‘What you should do next’ area. Previously, the list of alternative steps was obtained by clicking on the downward arrow in the ‘What to do next’ header area. These are now presented in an inline list rather than a pop up list. Each alternative option contains some text to provide some context around the action e.g. ‘Practice objective’ explains that ‘This is a great way to improve and build on your existing knowledge..’.

Release 3.1

What to do next

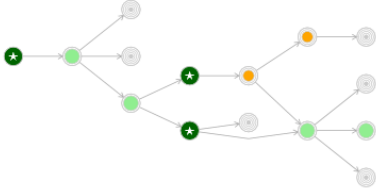
Learn

Emphasis on Technology

It will take you about 20 minutes to learn.

Learn

View your Learning Path



Alternative steps

Learn: Relationship to other Disciplines

Learn: Developing a Clearer and Stronger Writing Style

Learn: Independent Research

Learn: Is Labor in Short Supply?

Learn: Making the Customer King

Practice topic

Determine knowledge

Release 3.2

What you should do next

Learn

Emphasis on Technology

Of the available activities this is the one that you've the best chance of completing now. It will take you about 20 minutes to learn.

Learn

Learn: Developing a Clearer and Stronger Writing Style

This is one of the activities that is available to you, but not the one that I think you should do now.

Learn: Independent Research

This is one of the activities that is available to you, but not the one that I think you should do now.

Learn: Relationship to other Disciplines

This is one of the activities that is available to you, but not the one that I think you should do now.

Learn: Is Labor in Short Supply?

This is one of the activities that is available to you, but not the one that I think you should do now.

Learn: Making the Customer King

This is one of the activities that is available to you, but not the one that I think you should do now.

Practice topic

This is a great way to improve and build on your existing knowledge before working on the remaining activities.

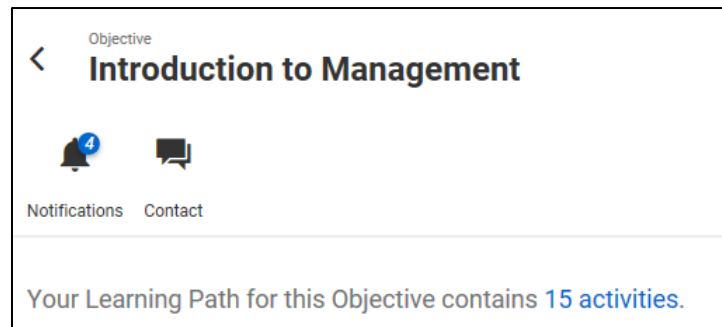
Determine knowledge

You should consider completing Determine knowledge as it will save you time by allowing you to move past activities that you already know.

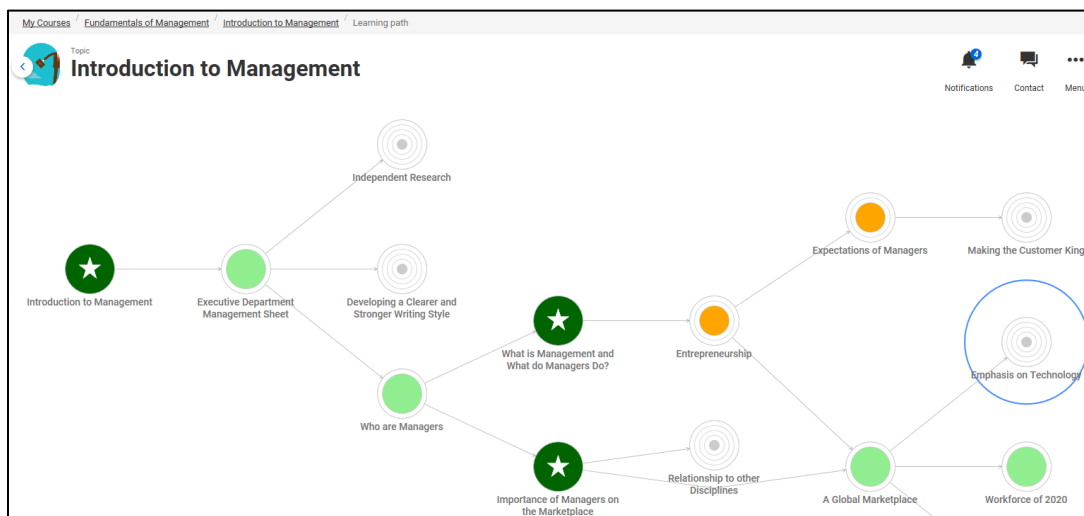
ACTIVITY LINKS

Previously, the link for '15 activities' brought the user to the learning map. This link was located beneath the objective name. Since the learning map is now presented in an area called 'Learning map', there are two links available. The 'Learning map' link takes the user to the learning map while the '15 activities' link takes the user to a list version of the activities in the map.

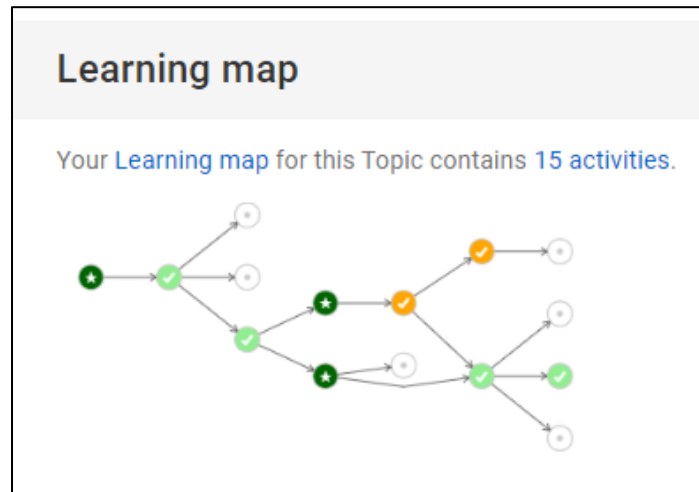
Release 3.1



Links to the learning map:



Release 3.2



List based version of activities displayed from link '15 activities':

Topic

Introduction to Management

Notifications

Contact

Menu

Search...

★

Introduction to Management

✓

●

Executive Department Management Sheet

✓

○

Developing a Clearer and Stronger Writing Style

Learn

○

Independent Research

Learn

●

Who are Managers

✓

★

What is Management and What do Managers Do?

✓

★

Importance of Managers on the Marketplace

✓

LIST

🔒 Locked

⬢ Available

✓ Completed

● Beginner

● Improving

● Competent
















● Expert

★ Master

ACTIVITY LEVEL

ACTIVITY SYMBOLS

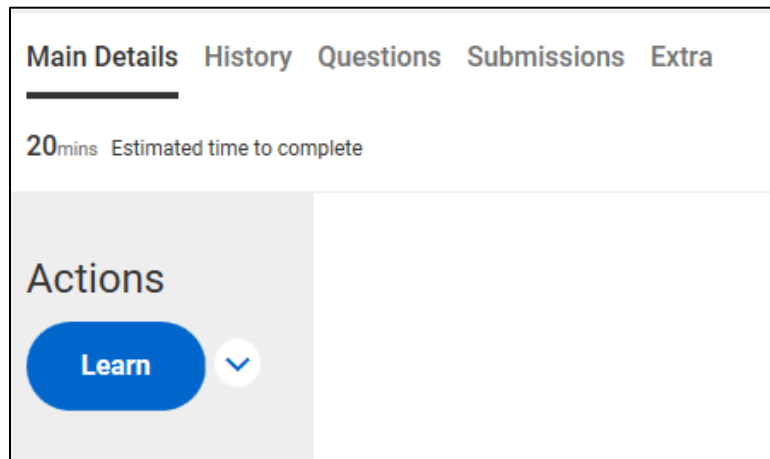
The mastery bands are now displayed as solid circles and include 'check' symbols to indicate that the activity is complete (i.e. at some point the pass rate was achieved). The partially filled circles are still available for visually impaired students through an accessibility setting. In this case, the color changes to a high contrast black and white.

	Locked	Available	Completed	Default Level 1	Default Level 2	Default Level 3	Default Level 4	Default Level 5
3.1								
3.2								

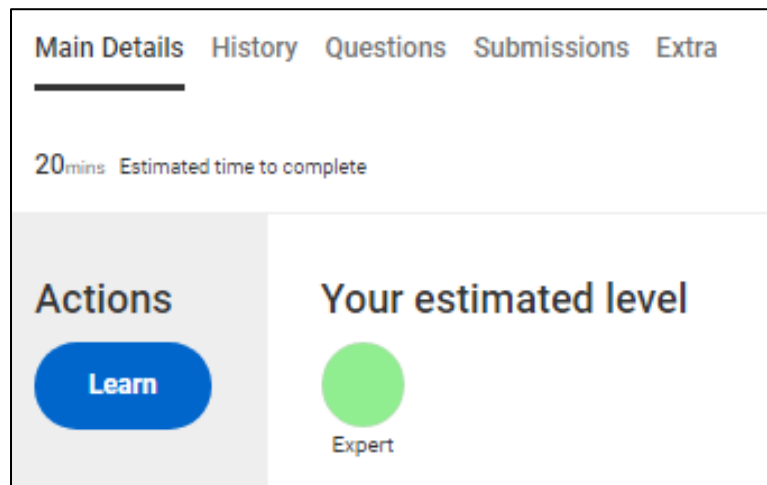
ESTIMATED MASTERY

When the user clicks on an activity they have not yet attempted, they are now shown a 'Your estimated level'. This is the predicted ability value.

Release 3.1



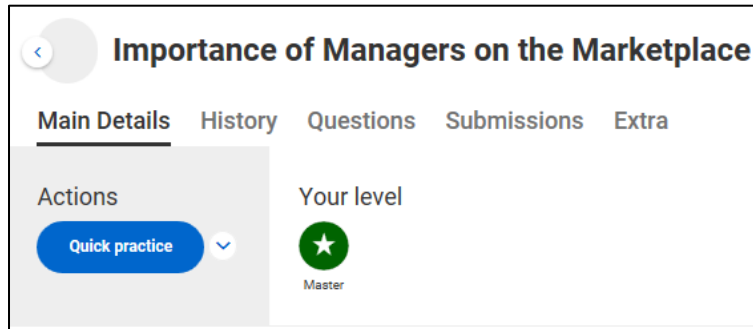
Release 3.2



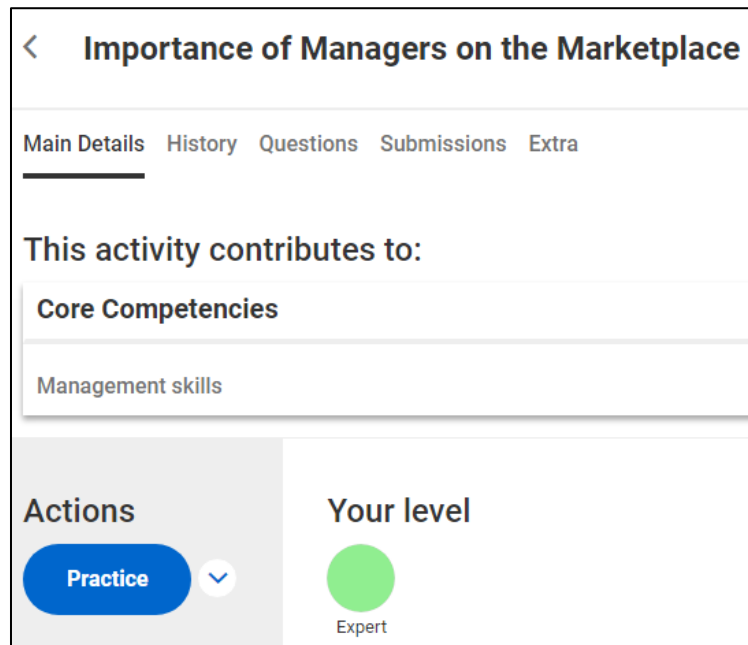
COMPETENCIES

The Main details tab of an activity now lists any competency set and competency for which the activity is associated with.

Release 3.1



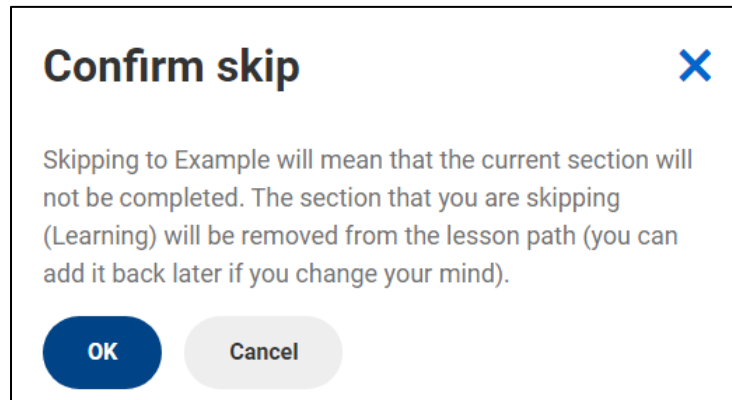
Release 3.2



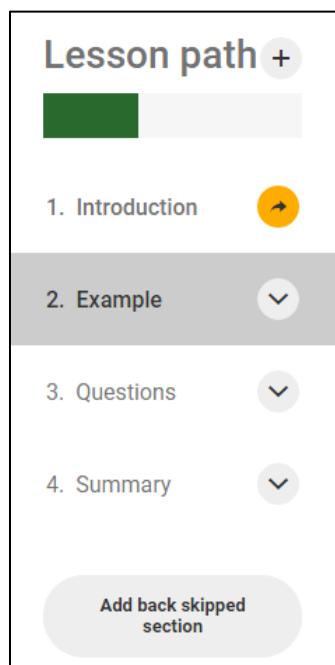
LESSON LEVEL

SKIPPING SECTIONS

A confirmation message/pop up is presented when a user chooses to skip/remove a section within the activity. The user can choose to confirm or cancel.

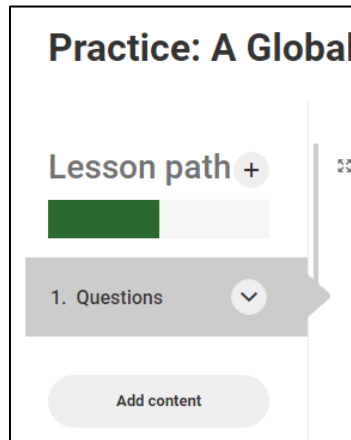


Once a section is skipped by a user, they now have the option to 'Add back skipped section'. This will insert the skipped section back into the learning path.



PRACTICE ACTIVITY

If a student starts a practice on an activity, then an 'Add content' option is available, allowing the student to insert the learning content into their pathway.



REMEDIATION

When the question block has been configured to 'Abandon the lesson', remediation/suggestions have been reintroduced.

